


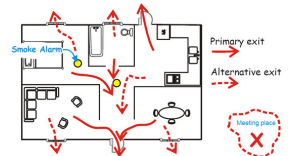


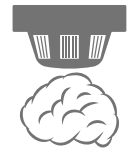



Home Safety Checklist



HAYS COUNTY CERT

- Cordless Window Coverings:**
Loose cords can strangle children in an instant. Switch out all corded blinds and curtains for cordless versions. If this is cost prohibitive or not possible, make sure all cords are stored out of children's reach and without loops or knots.
- Smoke Detectors:**
Install smoke and carbon monoxide alarms outside every bedroom, as well as on every level of your home (including the basement) and in furnace areas. Buy dual alarms that use long-life lithium batteries. Test your smoke alarms at least once per month to make sure they're working properly and replace the batteries every year.
- Extension Cords:**
No cords, including extension cords, should run across doorways or under rugs. If you're using an extension cord as a permanent fixture, consider having new electrical outlets installed.
- Outlet Safety:**
Once a month, do a hand-check on all outlets; if they're warm, call your electrician. At all times, make sure you stay within manufacturer recommendations for maximum wattage per outlet, and never plug more than one high-wattage appliance into a single outlet.
- Sweep Your Chimney:**
Schedule an annual flue and chimney sweep (inspection and cleaning) before firing up your first logs. And while we're on that topic, only burn dry or seasoned wood, which produces less creosote (soot) – a fire hazard.
- Water Heater Safety:**
Your water heater should be set for a maximum 120° to prevent burns (especially if you have children). Always keep flammable or combustible materials (including household chemicals and aerosol cans) away from your hot water heater.
- Fire Extinguishers:**
You should have a fire extinguisher in at least the kitchen and on every floor of your home. Replace extinguishers as directed by the manufacturer.
- Escape Route:**
Establish a plan of escape in the event of fire. You should map out at least two exit routes and should purchase a rescue ladder if your home is multi-level. Practice your escape plan at least twice per year, with at least one time at night.
- Emergency Numbers:**
Compile a list of emergency phone numbers, from the local police and fire departments to who to call in case of emergency. Print several versions to post throughout your home (at least one per floor).
- Poison Control:**
Keep all poisonous chemicals and other products behind locked doors. Additionally, controlled substances like alcohol and tobacco should be kept in a locked cabinet.
- Babyproofing and Childproofing:**
Keeping your home safe for a baby or young child is essential. Install door, cabinet, and appliance locks. Lock all medicine away. Safeguard all sharp corners on furniture. Close off the fireplace.



911 FIRE POLICE MEDICAL				
AGENCY	Name	Phone	Address	Email
Fire Dept				
Police				
Medical				
WORK & HOUSEHOLD	Name	Phone	Address	Email
Neighbor				
Business/organization				
MEDICAL & CARE	Name	Phone	Address	Email
Physician				
Nurse				





Build-A-Kit



HAYS COUNTY CERT



- Copies of all important documents, preferably on a USB drive
- Water (one gallon per person per day for at least three days)
- Food (three-day supply of non-perishable food)
- Battery-powered or hand crank Weather Radio
- Flashlight
- First aid kit
- Extra batteries
- Whistle (to signal for help)
- Dust mask (to help filter contaminated air)
- Sleeping Bag (to shelter in place)
- Moist towelettes, toilet paper, toothpaste
- Multi-tool
- Local maps
- Cell phone with charger
- Extra Batteries
- Food and Supplies for Pets

